
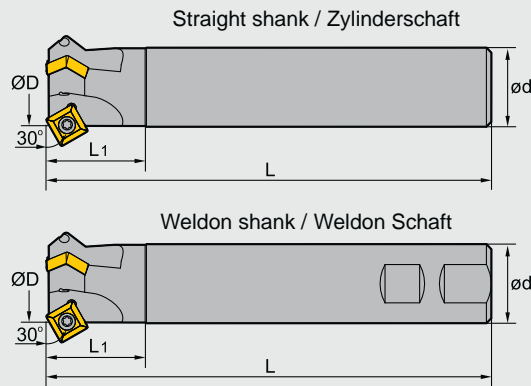


### Chamfer milling tools · Fasfräser

Kr:30°




CMZ01 **P M K**



#### Specification of tools · Werkzeug-Beschreibung

	Type Typ	Stock Lager	Dimensions (mm) Abmessungen				No. of teeth Zähne	Weight Gewicht (kg)
			Ø D	ø d	L	L <sub>1</sub>		
CMZ01 Zylinder- schaft	-012-G20-SP12-01	●	12	20	100	40	1	0.2
	-025-G25-SP12-02	●	25	25	120	40	2	0.8
	-032-G32-SP12-03	●	32	32	180	40	3	1.1
Weldon Schaft	-012-XP20-SP12-01	●	12	20	100	40	1	0.2
	-025-XP25-SP12-02	●	25	25	120	40	2	0.6
Weldon Schaft	-032-XP32-SP12-03	●	32	32	180	40	3	1.0


#### Spare parts · Ersatzteile

Diameter Durchmesser Ø D	Screw Schraube	Wrench Schlüssel
	Ø12-Ø32	 I43M5x11



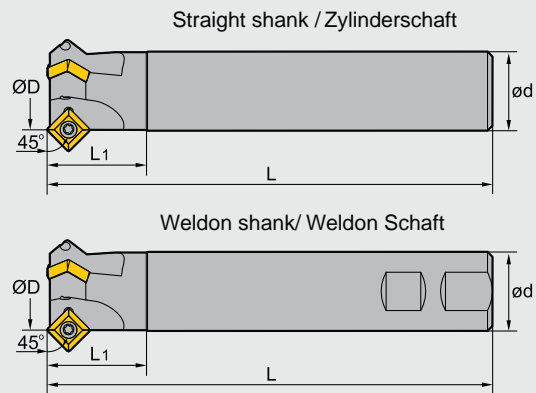
● Ex Stock / ab Lager ○ On demand / auf Anfrage

Kr:45°



### Chamfer milling tools · Fasfräser



CMA01 **P** **M** **K**



### ■ Specification of tools · Werkzeug-Beschreibung

	Type Typ	Stock Lager	Dimensions (mm) Abmessungen				No. of teeth Zähne	Weight Gewicht (kg)
			Ø D	ø d	L	L <sub>1</sub>		
CMA01 Straight shank	-012-G20-SP12-01	●	12	20	100	40	1	0.2
	-025-G25-SP12-02	●	25	25	120	40	2	0.8
Zylinder Schaft	-032-G32-SP12-03	●	32	32	180	40	3	1.1
Weldon shank	-012-XP20-SP12-01	●	12	20	100	40	1	0.2
Weldon Schaft	-025-XP25-SP12-02	●	25	25	120	40	2	0.6
	-032-XP32-SP12-03	●	32	32	100	40	3	1.0

### ■ Spare parts · Ersatzteile

Diameter Durchmesser Ø D	Screw Schraube	Wrench Schlüssel
Ø12-Ø32	 I43M5x11	 WT20IS



Applicable tool **B11-B18**  
Werkzeug


Tools code key **B26-B27**  
Werkzeug ISO

Grade selection guide **B19-B23**  
Sortenauswahl

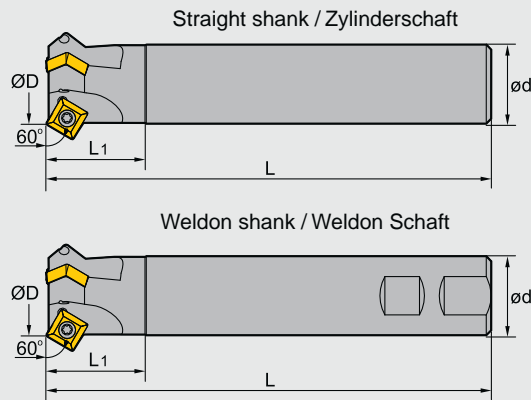
Technical data **B215-B220**  
Technische Daten

### Chamfer milling tools · Fasfräser

Kr:60°



CMD01 **P** **M** **K**



#### ■ Specification of tools · Werkzeug-Beschreibung

	Type Typ	Stock Lager	Dimensions (mm) Abmessungen				No. of teeth Zähne	Weight Gewicht (kg)
			Ø D	ø d	L	L <sub>1</sub>		
CMD01 Straight shank Zylinder Schaft	-012-G20-SP12-01	●	12	20	100	40	1	0.2
	-025-G25-SP12-02	●	25	25	120	40	2	0.8
	-036-G32-SP12-03	●	36	32	180	40	3	1.0
Weldon shank Weldon Schaft	-012-XP20-SP12-01	●	12	20	100	40	1	0.2
	-025-XP25-SP12-02	●	25	25	120	40	2	0.6
	-036-XP32-SP12-03	●	36	32	180	40	3	1.0

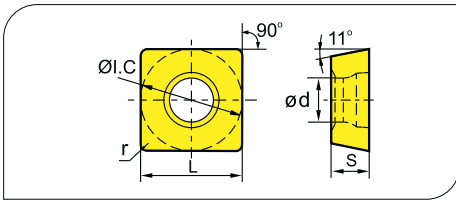
#### ■ Spare parts · Ersatzteile

Diameter Durchmesser Ø D	Screw Schraube	Wrench Schlüssel
Ø12-Ø32	I43M5x11	WT20IS



● Ex Stock / ab Lager ○ On demand / auf Anfrage

### Applicable inserts · Wendschneidplatten



- Ideal Machining Condition / Gute Bearbeitungsbedingungen
- Normal Machining Condition / Normale Bearbeitungsbedingungen
- Unfavorable Machining Condition / Ungünstige Bearbeitungsbedingungen

Workpiece Material / Werkstoffe	P	M	K	N	S	YBC301	YBC302	YBC401	YBM251	YBM253	YBM351	YBD152	YBD252	YBG102	YBG202	YBG205	YBG302	YBG152	YBG252	YNG151	YNG151C	YC30S	YD101	YD201
Steel / Stahl	●	●	●	●	●	●	●	●	●	●	●	●	●	●	●	●	●	●	●	●	●	●	●	●
Stainless Steel / Rostfreier Stahl	●	●	●	●	●	●	●	●	●	●	●	●	●	●	●	●	●	●	●	●	●	●	●	●
Cast iron / Gusseisen	●	●	●	●	●	●	●	●	●	●	●	●	●	●	●	●	●	●	●	●	●	●	●	●
Non-ferrous material / Ne Metalle	●	●	●	●	●	●	●	●	●	●	●	●	●	●	●	●	●	●	●	●	●	●	●	●
Heat-resistant steel / Warmfester Stahl	●	●	●	●	●	●	●	●	●	●	●	●	●	●	●	●	●	●	●	●	●	●	●	●

Insert WSP	Type Typ	Dimensions (mm) / Abmessungen					CVD Coating / CVD Beschicht.						PVD Coating / PVD Beschicht.				Cermet / Cermet	Carbide uncoat. / unbe. Hartmetall							
		I.C	L	r	S	d	YBC301	YBC302	YBC401	YBM251	YBM253	YBM351	YBD152	YBD252	YBG102	YBG202		YBG205	YBG302	YBG152	YBG252	YNG151	YNG151C	YC30S	YD101
	<b>SPMT120408</b>	12.7	12.7	0.8	4.76	5.5	●	○	●									●							

### Recommended Cutting data · Schnittdaten

Workpiece material / Werkstückstoff	Hardness HB / Härte	Grade / Sorte	Cutting data / Schnittdaten	
			Cutting speed / Schnittgeschw. (m/min)	Feed speed / Vorschub (mm/z)
<b>P</b> Low-carbon steel / Soft steel / niedriglegierter Kohlenstoffstahl / Baustahl  High-carbon steel / hochlegierter Kohlenstoffstahl / Alloy steel / Leg. Stahl  Alloy tool steel / Leg. Werkzeugstahl	≤180	YBM251 YBC301	180(100—250)	0.25 (0.1-0.4)
		YBM351 YBG302 YBC401	150(100—200)	0.3 (0.1-0.5)
		YC30S	120(80—150)	0.4 (0.1-0.5)
	180—280	YBM251 YBC301	160(100—220)	0.3 (0.1-0.4)
		YBM351 YBG302 YBC401	130(100—180)	0.3 (0.1-0.5)
		YC30S	100(60—150)	0.4 (0.1-0.5)
	280—350	YBM251 YBC301	120(80—180)	0.3 (0.1-0.4)
		YBM351 YBG302	100(80—150)	0.3 (0.1-0.5)
		YC30S	80(60—120)	0.4 (0.1-0.5)
<b>M</b> Stainless steel / Rostfreier Stahl	≤270	YBM251 YBC301	120(80—180)	0.3 (0.1-0.4)
		YBM351 YBG302 YBC401	100(80—150)	0.3 (0.1-0.5)
		YC30S	80(60—120)	0.4 (0.1-0.5)
<b>K</b> Cast iron / Gusseisen	180-250	YBG302	130(100—180)	0.4 (0.1-0.5)

Applicable tool / Werkzeug **B11-B18**

Tools code key / Werkzeug ISO **B26-B27**

Grade selection guide / Sortenauswahl **B19-B23**

Technical data / Technische Daten **B215-B220**